



# SOUTH AFRICA

A  
TOTAL  
MARKET  
APPROACH

FOR MALE CONDOMS



# Missions: UNFPA and PSI

**UNFPA, THE UNITED NATIONS POPULATION FUND**, delivers a world where every pregnancy is wanted, every birth is safe, and every young person's potential is fulfilled.

**PSI, POPULATION SERVICES INTERNATIONAL**, makes it easier for people in the developing world to lead healthier lives and plan the families they desire by marketing affordable products and services.

## Contents

<b>GREETINGS</b>	<b>1</b>	Market Value	14
<b>EXECUTIVE SUMMARY</b>	<b>2</b>	Subsidy	15
<b>METHODS</b>	<b>3</b>	Number of Brands	15
<b>STATE OF THE MARKET</b>	<b>4</b>	Equity	16
<b>INTRODUCTION</b>	<b>6</b>	<b>CHALLENGES AND OPPORTUNITIES</b>	<b>17</b>
Health Context	6	<b>RECOMMENDATIONS</b>	<b>18</b>
HIV Situation	7	Informed Demand	18
Public Sector	8	Distribution	18
Social Marketing Sector	9	Coordination	18
Commercial Sector	10	Reporting	18
<b>RESULTS</b>	<b>11</b>	Partnerships	18
Universe of Need	11	<b>ACRONYM KEY</b>	<b>19</b>
Condom Use	12	<b>ACKNOWLEDGEMENTS</b>	<b>20</b>
Market Volume	13	<b>REFERENCES</b>	<b>21</b>

Recommended citation:

Pallin, S. C., D. Meekers, O. Lupu, K. Longfield. November 2013.

South Africa: A Total Market Approach. PSI/UNFPA Joint Studies on the Total Market for Male Condoms in Six African Countries.

Retrieved from [www.psi.org/total-market-approach](http://www.psi.org/total-market-approach)

# Greetings

## A MESSAGE FROM BRUCE CAMPBELL AND KIM LONGFIELD

**M**ale condoms offer dual protection against HIV and other sexually transmitted infections (STIs), as well as unplanned pregnancy. All of these factors are important to our two agencies—UNFPA, the United Nations Population Fund, and PSI, Population Services International — and are critical for delivering the health impact we both strive to achieve.

This case study is part of a series that UNFPA and PSI have produced over the course of a year. The series takes a critical look at the communities in which we operate and helps us understand how both agencies can improve our support in those communities and our engagement with other stakeholders, to grow and strengthen the total market for condoms.

We focused our efforts on six African countries — Botswana, Lesotho, Mali, South Africa, Swaziland, and Uganda — that have large condom social marketing programs, are affected by the HIV epidemic, and have high maternal morbidity and mortality relative to their economic development. This series of case studies is intended to inform appropriate evidence-based decisions that increase condom use equitably and sustainably through actions undertaken in all supply sectors. Employing such a total market approach (TMA) means that all three sectors — public, social marketing, and commercial — work together to deliver health choices for all population segments.

We will work together and with other partners to increase condom use and grow the market in a responsible way. Our long-term goal is to offer options to those most in need, people seeking to live their lives free from HIV and unplanned pregnancy. ●

Sincerely,  
**BRUCE CAMPBELL**  
Director, Technical Division, UNFPA

**KIM LONGFIELD**  
Director, Research and Metrics, PSI

**We will work together and with other partners to increase condom use and grow the market to serve those most in need.**



# Executive Summary

South Africa has the greatest number of people living with HIV in the world, with an estimated 16.9% of the adult population infected. Although large-scale HIV prevention efforts have resulted in a decrease in new infections, risky sexual behavior and insufficient levels of condom use continue to drive the HIV epidemic. Male condoms are a vital part of South Africa's HIV prevention strategy, and because condoms offer dual protection against both HIV and unplanned pregnancy, they also play an important role in meeting the need for family planning.

In South Africa, the number of condoms needed to protect all sexual acts from HIV and unplanned pregnancy (universe of need) is much higher than the actual number of condoms on the market (volume). Although public health efforts encouraging condom use for HIV prevention and family planning succeeded in increasing condom use among adults from less than 50% to more than 65% between 2005 and 2008, recent reports show that condom use has decreased among all age groups except women over age 50. This discouraging trend highlights the need for better condom marketing and promotion to increase informed demand, and prevent new HIV infections and unplanned pregnancy.

The condom market in South Africa has traditionally consisted of three sectors: the public sector, which distributes fully subsidized (free) condoms; the social marketing sector, which distributes partially subsidized condoms at low cost; and the commercial sector, which sells condoms for a profit. While the role of the public and commercial sectors has not changed, the social marketing sector no longer sells partially subsidized condoms. In 2012, the Society for Family Health (SFH), the only social marketing organization in the country, transferred the management of its condom brands to PSI/South Africa, a regional foreign branch office of PSI based in Johannesburg, South Africa. As a result of this change, socially marketed brands that were previously subsidized are now sold at full cost recovery. Despite these improvements, the market remains heavily subsidized and dominated by free public sector condoms. Concerns about appropriate pricing

**The Total Market Approach (TMA) seeks to maximize market efficiency, equity, and sustainability through the coordination of the public, social marketing, and commercial sectors.**



strategies, “crowding out” the commercial sector, and inefficiencies in the use of public funds, have prompted UNFPA and PSI to adopt a total market approach (TMA) to help manage the condom supply in South Africa. TMA requires that all three sectors work together to “grow the condom market” and meet the needs of different segments of the population.

The results of our study yielded several important findings. Currently, lengthy condom procurement processes, an unreliable condom supply, and lack of government funds for warehousing and distribution cause inefficiencies in public sector distribution, which result in shortages throughout the country. Although the commercial sector has grown, it still accounts only for a small share of the market, and the market is

dominated by fully subsidized condoms. Both circumstances limit market sustainability. Finally, even though some information on recent condom use is available through reports, a lack of access to behavioral survey data limits our analysis of the market, including equity analysis. Accessible, high quality data are needed to guide decisions by all market stakeholders. This study presents a picture of the most recent market trends, analyzes past market trends, and provides a series of recommendations intended to help policymakers, donors, and other stakeholders better manage South Africa's condom market. ●

# Methods

This list of TMA metrics comes from the literature and a set of metrics PSI has committed to measuring across countries.<sup>1</sup>

METRIC	DEFINITION	CALCULATION
<b>UNIVERSE OF NEED</b>	The number of products or services needed to reach universal coverage in the market	<p><b>HIV:</b> Male population 15-64 multiplied by average number of risky sex acts per man per year</p> <p><b>FP:</b> Female population 15-49 multiplied by method mix multiplied by CYP conversion factor*</p>
<b>USE</b>	The percentage of the population at risk using a product or service, or adopting a behavior	Percentage of males and females reporting condom use at last sex
<b>MARKET VOLUME</b>	The number of products or services sold, distributed, or provided in a given market	Total number of condoms distributed in the public, social marketing, and commercial sectors
<b>MARKET VALUE</b>	The dollar value of the total number of products or services in a given market	Average consumer price multiplied by market volume
<b>NUMBER OF BRANDS</b>	The number of distinct brands for a product in a given market	Total number of condom brands on the market
<b>MARKET SUBSIDY</b>	The value of total subsidies (excludes operating and support costs)	For fully subsidized (free) condoms: market volume multiplied by unit cost of goods sold (COGS)**
<b>EQUITY INDEX</b>	The degree to which products or services are used or adopted across socio-economic strata	Percentage of condom users that fall within the bottom two wealth quintiles

\* USAID CYP conversion factors provide the units of products needed per one couple year of protection<sup>2</sup>

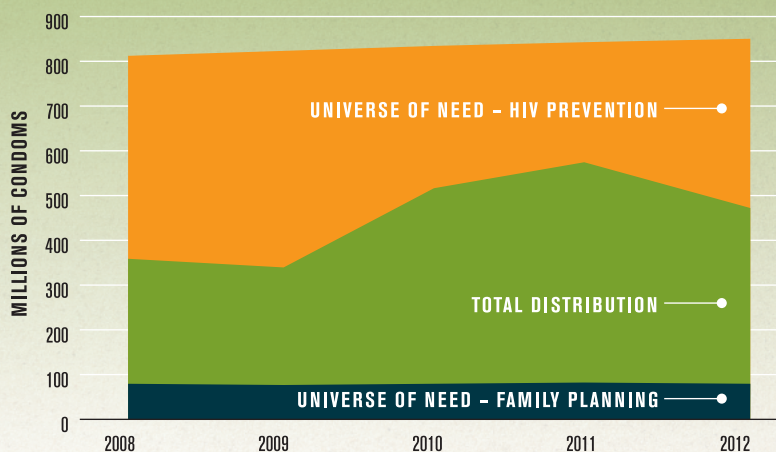
\*\*In cases where some condoms are partially subsidized (e.g., socially marketed), the calculation is "For each brand: the difference between market volume multiplied by COGS, and market volume multiplied by average consumer price."

# State of the Market

## UNIVERSE OF NEED

**CALCULATION:**  
 HIV: Male population 15-64 multiplied by average number of risky sex acts per man per year

FP: Female population 15-49 multiplied by method mix multiplied by CYP conversion factor

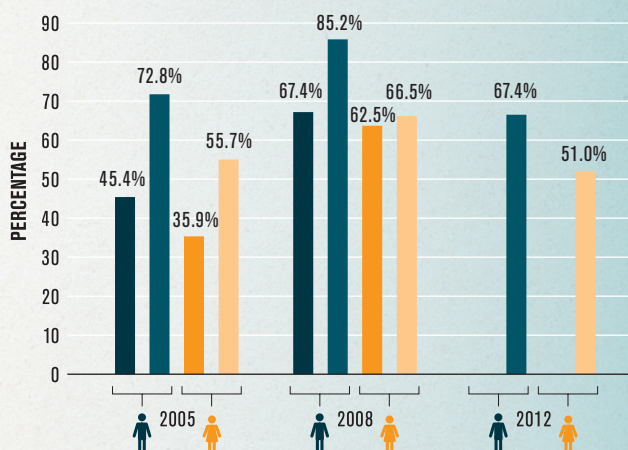


Sources: UNAIDS Investment Framework Study Group<sup>3</sup>; UN Population Division, 2010 revision<sup>4</sup>; USAID conversion factors<sup>5</sup>; Guttmacher Institute. Adding it up: The costs and benefits of investing in family planning and maternal and newborn health (estimation methodology), 2011.<sup>5</sup>

## USE

**CALCULATION:**  
 Percentage of males and females reporting condom use at last sex

- MALES AGED 15-49
- UNMARRIED MALES AGED 15-24
- FEMALES AGED 15-49
- UNMARRIED FEMALES AGED 15-24



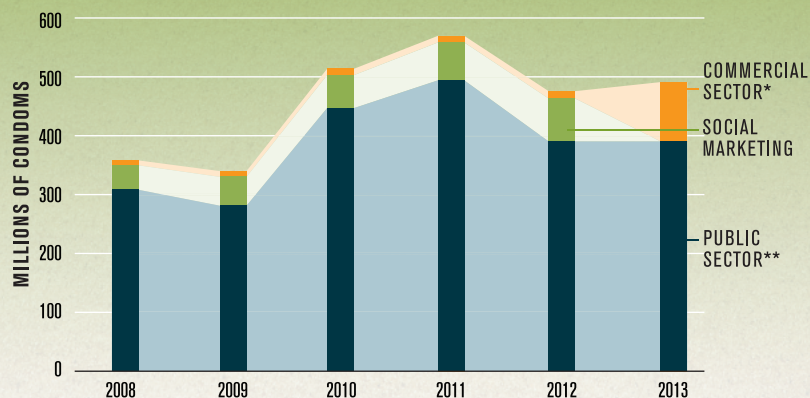
Source: Simbayi, L. (2013). South African National HIV Prevalence, Incidence and Behaviour Survey, 2012: Behavioural data and male circumcision. Oral presentation during Satellite session on the 2012 National HIV Household Survey: Key Findings together with Shisana, O., Rehle, T. and Zuma, K. at the 6th South African AIDS Conference held at the International Convention Centre in Durban, 18-21 June 2013.<sup>6</sup>

## MARKET VOLUME

**CALCULATION:** Total number of condoms distributed in the public, social marketing, and commercial sectors

Sources: PSI<sup>7</sup>, Nielsen<sup>8</sup>, National Department of Health<sup>9</sup>

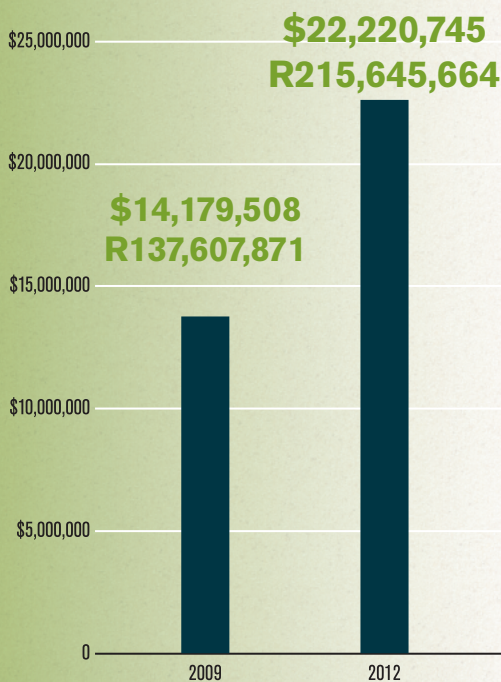
\*For 2013, the social marketing sector is considered "commercial sector" because its condoms are profitable. Where official data were unavailable, figures used are best estimates.  
 \*\*2012 public sector distribution figures were used for 2013



## MARKET VALUE

**CALCULATION:** Average consumer price multiplied by market volume

$$\left( \text{AVERAGE CONSUMER PRICE} \right) \times \left( \text{MARKET VOLUME} \right) = \text{MARKET VALUE}$$



Sources: PSI, Nielsen<sup>8</sup>, National Department of Health<sup>9</sup>, SFH/South Africa and PSI/South Africa<sup>20</sup>

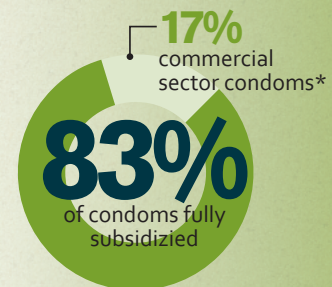
## NUMBER OF BRANDS

**CALCULATION:** Total number of condom brands on the market



## SUBSIDY

**CALCULATION:** For fully subsidized (free) condoms: market volume multiplied by unit COGS

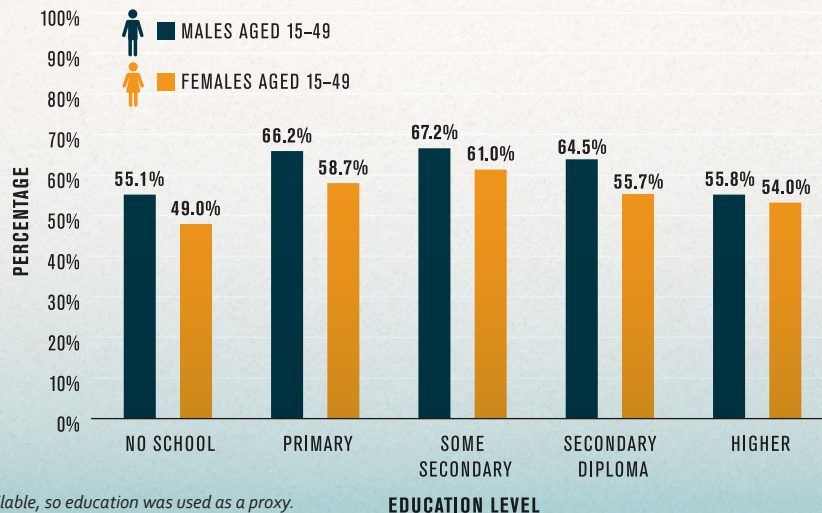


**\$15 million**  
**R128 million**  
Estimated subsidy for public sector condoms

Sources: PSI, Nielsen<sup>8</sup>, National Department of Health<sup>9</sup>, PSI/South Africa<sup>21</sup>  
\*Includes Trust and Lovers+ brands

## EQUITY

**CALCULATION:** Percentage of condom users by education level\*



Source: SABSSM 2005<sup>22</sup>

\*Wealth quintile data were not available, so education was used as a proxy.

# Introduction



**Male condoms are an important part of South Africa's national strategy for HIV prevention.**

## HEALTH CONTEXT

The prevalence of HIV in South Africa is among the highest in the world, with an estimated 17.3% of adults infected.<sup>13</sup> More than five million South Africans are living with HIV.<sup>13</sup> Rates of HIV infection are higher among key populations at risk, including sex workers, men who have sex with men, and youth.<sup>14,15,16</sup> Women are disproportionately affected, with HIV prevalence more than four times higher than men in some age groups.<sup>16</sup> Multiple concurrent partnerships and intergenerational partnerships remain common and contribute to the epidemic.<sup>16</sup>

Major HIV prevention efforts have succeeded in decreasing new infections by 41% since 2001 and male condoms remain a critical component of South Africa's HIV prevention strategy.<sup>17</sup> Condom use is essential for those who engage in casual or multiple partnerships, or when one partner in a relationship is HIV positive or infected with an STI. In addition to providing protection against HIV and other STIs, condoms play a role in preventing unplanned pregnancy. Although the frequency with which condoms are used for dual protection is unknown, approximately 14% of South African women have an unmet need for family planning.<sup>18</sup> A consistent supply of high-quality condoms is required to fill the need for both HIV prevention and family planning. However, it is clear from our research that the current market falls short of meeting these needs. In order to increase condom use and ensure long-term, equitable access to condoms, we recommend several improvements to strengthen and stabilize the market.





# South Africa: **HIV Situation**

HIV PREVALENCE IS HIGH,  
**APPROXIMATELY 17%<sup>13</sup>**



MORE THAN **FIVE MILLION** SOUTH AFRICANS  
ARE LIVING WITH HIV<sup>13</sup>



WOMEN ARE MORE THAN **TWICE AS LIKELY**  
AS MEN TO BE INFECTED<sup>16</sup>



RATES ARE **HIGHER** AMONG **KEY POPULATIONS AT RISK:**

**60%**



Sex workers<sup>14</sup>

**50%**



MSM<sup>15</sup>

**22%**



Youth aged 15-24<sup>16</sup>

**RISKY SEXUAL BEHAVIOR  
REMAINS COMMON<sup>16</sup>**



Multiple  
partnerships

Concurrent  
partnerships

Intergenerational  
partnerships



NEED FOR CONSISTENT SUPPLY OF  
**HIGH QUALITY CONDOMS**



South African National Department of Health (NDOH) coordinates condom procurement and distribution

Society for Family Health (SFH) distributes condoms to non-government facilities on behalf of the government

The government brand, Choice, is not targeted at any specific population and currently has no marketing strategy

## SOUTH AFRICA ECONOMIC INDICATORS<sup>19</sup>

■ Development category: **developing**

■ Income level: **upper middle**

■ GDP: **\$384.3 billion (USD)**

■ Population: **51.2 million**

## PUBLIC SECTOR

The South African National Department of Health (NDOH) coordinates condom procurement and distribution. The NDOH contracts with eight suppliers around the country to supply, warehouse, and distribute public sector condoms to approximately 220 primary distribution sites. These distribution sites include health facilities as well as non-medical outlets that attract key populations at risk, including outlets such as bars and nightclubs. While the NDOH does its own distribution to health facilities, the government relies on the Society for Family Health (SFH), a PSI network member, to distribute public sector condoms to non-medical outlets. SFH distributes approximately one-third of all public sector condoms on behalf of the government, using United States Centers for Disease Control and Prevention (CDC) funds as well as funds from PSI/South Africa for distribution. While SFH serves as NDOH's national non-governmental distribution partner, provincial health departments partner with non-governmental organizations (NGOs) in each province to distribute condoms.

Relationships between the public sector and private corporations are also potentially important for free condom distribution in South Africa. SABMiller, a South African brewing and beverage company, offers space on SAB beer trucks for free condoms to be distributed to bars. The pharmaceutical company, Merck, provides assistance with communications while UTi Worldwide, a supply chain management company, offers provincial warehousing of public sector condoms at no cost. The South African Business Coalition on HIV/AIDS (SABCOHA), an organization that seeks to empower businesses to take action against HIV/AIDS in the workplace, encourages and supports such partnerships. These partnerships are currently underutilized but may be a valuable tool for improving efficiency and sustainability in the public sector.

Since 2004, the government of South Africa has distributed the Choice brand. Currently, Choice is not targeted at any specific population. Although market research shows that consumers identify Choice as the "always available brand," there is no official marketing strategy. The South African government has taken steps to remedy this and is expecting to have a marketing plan in place by the end of 2013, along with a possible rebranding of Choice.

Quality concerns and stock-outs have hurt the reputation of Choice; however, the brand still accounts for approximately 80% of the total condom market. The South African government provides funding for the brand without assistance from international donors. The government budget allows for one billion condoms per year; this budget is meant to include procurement, warehousing, and distribution. However, only 392 million Choice condoms were actually distributed in 2012, including those distributed with funds from PSI/South Africa and CDC.



## SOCIAL MARKETING SECTOR

The social marketing sector has changed considerably in the last five years. Prior to 2012, SFH sold subsidized Trust and Lovers+ condoms in South Africa. In August 2012, SFH transferred the management of its condom brands to PSI/South Africa, a regional foreign branch office of PSI based in Johannesburg, South Africa. PSI's regional office manages procurement, distribution, marketing, and all other activities related to Trust and Lovers+ condoms in South Africa, Botswana, Lesotho, and Swaziland. PSI sells Trust and its brand extension, Trust Studded. It also sells Lovers+ as well as two extensions of the Lovers+ brand: Lovers+ Coloured and Flavoured and Lovers+ Ribbed and Studded. TFD Network Africa (TFD), a commercial entity that distributes the brands along with other fast moving consumable goods, has contracted with PSI to deliver Trust and Lovers+ condoms to independent distributors, wholesalers (which then sell smaller quantities of condoms to informal retail outlets) and major retail chains. Trust and Lovers+ are widely available in South Africa in shops, pharmacies, kiosks, and petrol stations. Trust is positioned as a caring brand for couples, while Lovers+, a higher-end brand, has more modern, bold packaging and is positioned as a playful brand.

Since late 2012, steps have been taken to bridge price disparities in the region through price increases for Trust and Lovers+ condoms and to reach full cost recovery. Regional pricing was standardized across all countries and condom brands by April 2013. Consistent price increases over the years, in addition to brand popularity, have allowed Trust and Lovers+ brands to keep pace with inflation and even become profitable. Profits from PSI condom sales in South Africa are not only used to support the Trust and Lovers+ brands, but also to fund SFH's distribution of public sector condoms. The Kingdom of the Netherlands is the main donor for socially marketed condoms; however, a plan to eliminate donor funding is in place and the social marketing sector should become completely self-sustainable by 2015.



SFH, a PSI network member, and PSI/South Africa are the only social marketing organizations with a presence in South Africa

PSI/South Africa, a PSI regional branch, coordinates procurement, distribution, and marketing for Trust and Lovers+ brands

Trust and Lovers+, the only socially marketed brands, have been profitable since late 2012

Income from Trust and Lovers+ condoms are used to grow the brands as well as to support public sector distribution

PSI/South Africa contracts with a large commercial distributor to distribute Trust and Lovers+ to independent distributors, wholesalers, and retail chains in South Africa

## COMMERCIAL SECTOR

The commercial sector accounts for only 2% of the total market

Commercial brands are available in pharmacies, supermarkets, petrol stations and shops

Durex, Lifestyles, Contempo, Contex, and Casanova are among the most popular commercial brands

The commercial sector in South Africa accounts for only 2% of the total market; however, at least 55 different commercial condom brands have been identified on the market.<sup>8</sup> Durex, Lifestyles, Contempo, Contex, and Casanova are among the most popular commercial brands. Many of these brands offer brand extensions that cater to different target audiences, but most commercial brands are positioned as sexual enhancement products. Commercial sector condoms are found in pharmacies, supermarkets, petrol stations, and shops, and are widely available in urban areas. ●



STEPHANIE O'CONNOR

## MARKET MAP (2012)

### PUBLIC SECTOR 83%

**BRAND NAME:** Choice  
**PRICE PER CONDOM:** Free  
**POSITIONING:** In development  
**TARGET AUDIENCE:** In development  
**PLACES AVAILABLE:** Public hospitals and health facilities. Choice is also available in many workplaces and other non-medical outlets.

### SOCIAL MARKETING 15%

**BRAND NAME:** Trust, Lovers+  
**PRICE PER CONDOM:** from R1.56 for Trust to R3.92 for Lovers+ Coloured and Flavoured (\$0.17 to \$0.42)  
**POSITIONING:** Trust: caring brand; Lovers+: modern, playful brand  
**TARGET AUDIENCE:** Trust: couples; Lovers+: middle income individuals, youth  
**PLACES AVAILABLE:** Shops, pharmacies, kiosks, and petrol stations

### COMMERCIAL SECTOR 2%

**BRAND NAMES:** Durex, Lifestyles, Contempo, Contex, Casanova  
**PRICE PER CONDOM:** Median: R6.21 (\$0.64)  
**POSITIONING:** Enhance the sexual experience  
**TARGET AUDIENCE:** Middle income and wealthy individuals  
**PLACES AVAILABLE:** Pharmacies, supermarkets, petrol stations, and shops

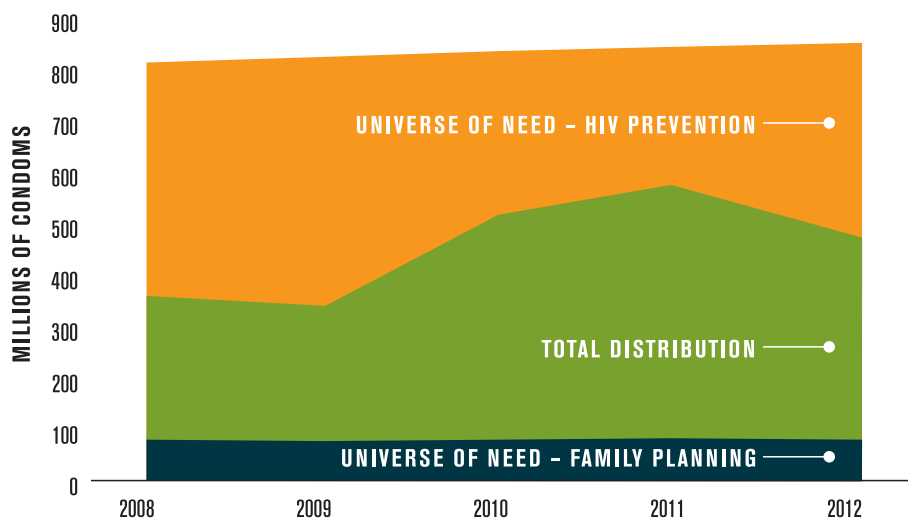
# Results

## UNIVERSE OF NEED\*

In 2012, approximately 848 million condoms were needed to cover all risky sex acts, 8% more than were required in 2006. The need for condoms is expected to increase as the population grows. For family planning, the universe of need increased from 77 million in 2006 to 79.5 million in 2012. While the universe of need greatly exceeded total distribution in all years, there was some encouraging growth. In 2012, distribution of male condoms met approximately 56% of the need for HIV prevention, compared to just 41% in 2009.

In South Africa's current market, the number of condoms needed to protect all sexual acts from HIV and unplanned pregnancy is much higher than the actual number of condoms on the market.

### UNIVERSE OF NEED & TOTAL CONDOMS DISTRIBUTED



Sources: UNAIDS Investment Framework Study Group<sup>3</sup>; UN Population Division, 2010 revision<sup>4</sup>; USAID conversion factors<sup>2</sup>; Guttmacher Institute. Adding it up: The costs and benefits of investing in family planning and maternal and newborn health (estimation methodology), 2011.<sup>5</sup>

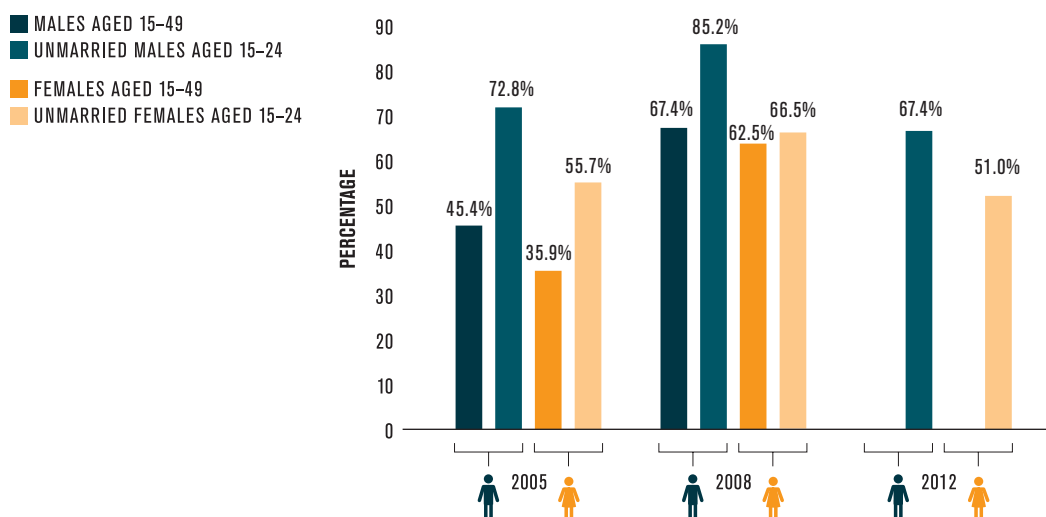
\*Total universe of need for condoms could be as low as the number needed for HIV prevention or as high as the sum of the universe of need for HIV prevention and family planning. Most likely, total need falls somewhere between these two figures. A lack of data on dual protection prevents our ability to estimate the total number of condoms needed per year for both HIV prevention and family planning.

The percentage of males and females using condoms in South Africa increased between 2005 and 2008, but has since decreased.

## CONDOM USE

In 2005, fewer than half of men and women aged 15-49 reported using condoms the last time they had sex.<sup>12</sup> The Human Sciences Research Council (HSRC) in South Africa reports that by 2008, condom use had increased more than 50%, with approximately 67% of men and 63% of women reporting that they used a condom the last time they had sex.<sup>20</sup> However, preliminary HSRC reports for 2012 indicate that the trend has reversed. Between 2008 and 2012, condom use decreased among all age groups, with the exception of females over the age of 50.<sup>6</sup> Among youth aged 15-24, only 67% of males and 51% of females reported using a condom the last time they had sex, compared to 85% of men and 67% of women in 2008.<sup>6</sup> Reports from national surveys indicate that condom use is higher among key populations at risk. The 2013 National Sex Worker Programme Evaluation report found that condom use is much higher among sex workers, one key population at risk for HIV in South Africa. Ninety-five percent of sex workers reported that they used a condom the last time they had sex with a client, and 81% said they used a condom the last time they had sex with a partner who was not a client.<sup>14</sup> Since raw behavioral data were not available to the authors, we could not analyze other trends in condom use, including condom use among key populations at risk.

### PERCENTAGE OF RESPONDENTS WHO USED A CONDOM AT LAST SEX



Sources: Simbayi, L. (2013). South African National HIV Prevalence, Incidence and Behavior Survey, 2012: Behavioural data and male circumcision. Oral presentation during Satellite session on the 2012 National HIV Household Survey: Key Findings together with Shisana, O., Rehle, T. and Zuma, K. at the 6th South African AIDS Conference held at the International Convention Centre in Durban, 18-21 June 2013.<sup>6</sup>

## MARKET VOLUME

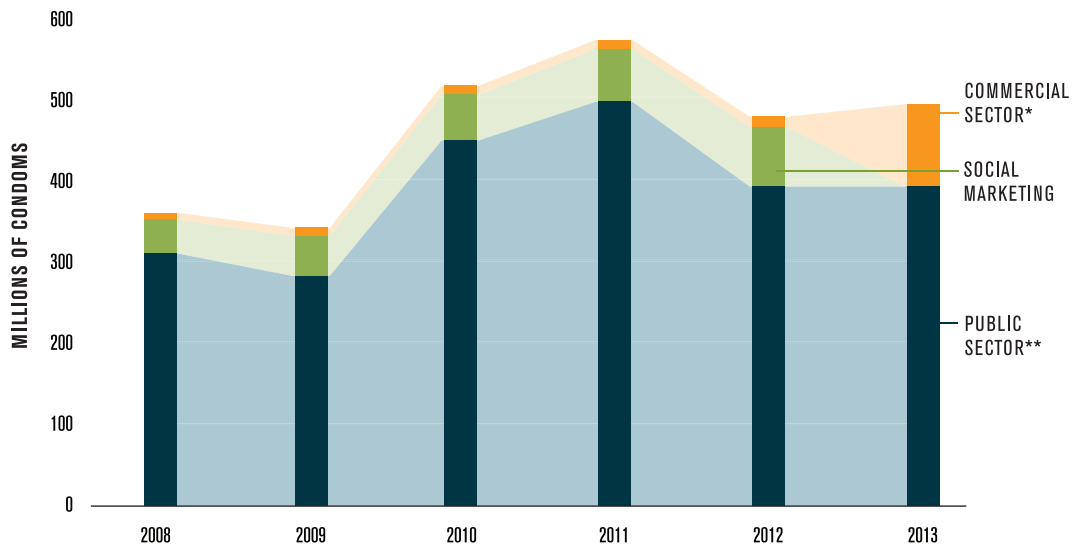
From 2008 to 2012, the total market volume for condoms increased from 359 million to 473 million.<sup>7,8,9</sup> South Africa's condom market has been and remains dominated by the public sector. Free condoms have accounted for 82% to 87% of the total market since 2008.<sup>7,8,9</sup> Social marketing sales have consistently increased over the years, more than tripling since 2006. In 2012, more than 70 million socially marketed condoms were sold.<sup>7</sup> Using projections, we estimate that 83 million Trust and Lovers+ condoms will be sold in 2013. The commercial sector has also grown over time, from approximately 4 million condoms sold in 2006 to 10 million in 2011<sup>8</sup>. The commercial sector only accounts for approximately 2% of the total market in all study years. Now that socially marketed condoms are being sold as commercial brands, the commercial sector will account for a greater percentage of the total market.



STEPHANIE O'CONNOR

**South Africa's condom market is dominated by the public sector.**

## DISTRIBUTION BY SECTOR



Sources: PSI, Nielsen<sup>8</sup>, National Department of Health<sup>9</sup>

\*For 2013, the social marketing sector is considered "commercial sector" because its condoms are profitable. Where official data were unavailable, figures used reflect best estimates.

\*\*2012 public sector distribution figures were used for 2013



STEPHANIE O'CONNOR

The value of the total market for condoms increased by more than 50% between 2009 and 2012.

## MARKET VALUE

The value of the total market in 2012 was estimated at \$22,220,745, 50% higher than just three years earlier. From 2008 to 2013, there were annual price increases for socially marketed condoms with the exception of 2011. There is a wide range of price points for socially marketed condoms. In 2013, prices ranged from R1.56 (\$0.17) for a Trust condom to R3.92 (\$0.42) for a Lovers+ Ribbed and Studded, or Lovers+ Coloured and Flavoured condom.<sup>10</sup> Commercial prices continue to vary a great deal, with a median price of R5.23 (\$0.87) per condom.<sup>8</sup>

$$\left( \text{AVERAGE CONSUMER PRICE} \right) \times \left( \text{MARKET VOLUME} \right) = \text{MARKET VALUE}$$

### COST TO CONSUMER PER CONDOM (ZAR AND USD)

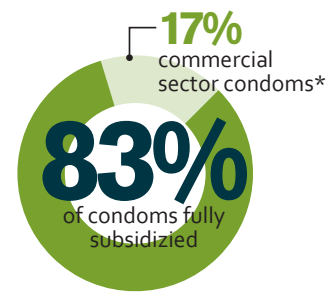
	FREE	TRUST	TRUST STUDDED	LOVERS+ SMOOTH	LOVERS+ RIBBED & STUDDED	LOVERS+ COLOURED & FLAVOURED	COMMERCIAL BRANDS	INFLATION <sup>21</sup>
2006	0	R0.55 \$0.08	R0.59 \$0.09	R1.88 \$0.28	-	R2.05 \$3.06	-	
2007	0	R0.55 \$0.08	R0.59 \$0.08	R1.88 \$0.27	-	R2.05 \$0.27	-	7.10%
2008	0	R0.55 \$0.08	R0.63 \$0.08	R2.01 \$0.25	R2.16 \$0.27	R2.16 \$0.27	-	11.54%
2009	0	R0.59 \$0.07	R0.67 \$0.08	R2.14 \$0.26	R2.30 \$0.28	R2.30 \$0.28	-	7.13%
2010	0	R0.68 \$0.09	R0.73 \$0.10	R2.32 \$0.32	R2.50 \$0.34	R2.50 \$0.34	-	4.26%
2011	0	R0.68 \$0.09	R0.73 \$0.10	R2.32 \$0.32	R2.50 \$0.35	R2.50 \$0.35	-	5.28%
2012	0	R0.96 \$0.12	R1.13 \$0.14	R3.07 \$0.38	R3.07 \$0.38	R3.07 \$0.38	-	5.41%
2013	0	R1.56 \$0.17	R1.82 \$0.19	R3.92 \$0.42	R3.92 \$0.42	R3.92 \$0.42	R1.94-R9.86 \$0.21-\$1.05	

Sources: Society for Family Health and PSI/South Africa<sup>20</sup>



## SUBSIDY

To ensure sustainability of the market, major changes have been made to the social marketing sector in South Africa. Donor funding for socially marketed condoms has historically come from the Kingdom of the Netherlands; however, in August of 2012, PSI implemented a full cost recovery plan that will eliminate the need for external funding support by 2015. Because the market is dominated by the public sector, the majority of condoms will continue to be fully subsidized by the government of South Africa at a cost of millions of dollars per year. Although the exact amount of public sector subsidies is unknown, we estimate it is R128 million, or \$15 million.<sup>7,8,9,11</sup>



**\$15 million**  
**R128 million**


Estimated subsidy for public sector condoms

\*Includes Trust and Lovers+ brands

$$\left( \text{AVERAGE UNIT COGS} \right) \times \left( \text{VOLUME OF FULLY SUBSIDIZED CONDOMS} \right) = \text{SUBSIDY}$$

## NUMBER OF BRANDS

In addition to the public sector brand, Choice, at least 57 condom brands were available on the market in 2011, including two PSI brands.<sup>8</sup> Many of these brands include brand extensions, which cater to different audiences. Trend data on the number of brands are unreliable and therefore not presented in this case study. However, anecdotal data suggest that the number of brands with a presence in South Africa has grown, indicating some competition in the market.



at least  
**58**  
different brands of condoms on the market

STEPHANIE O'CONNOR



While condom use remains low, evidence suggests that levels of use have been similar among the poor and wealthy.

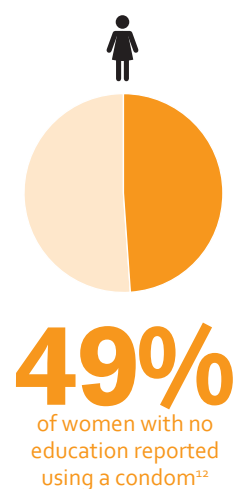


STEPHANIE O'CONNOR

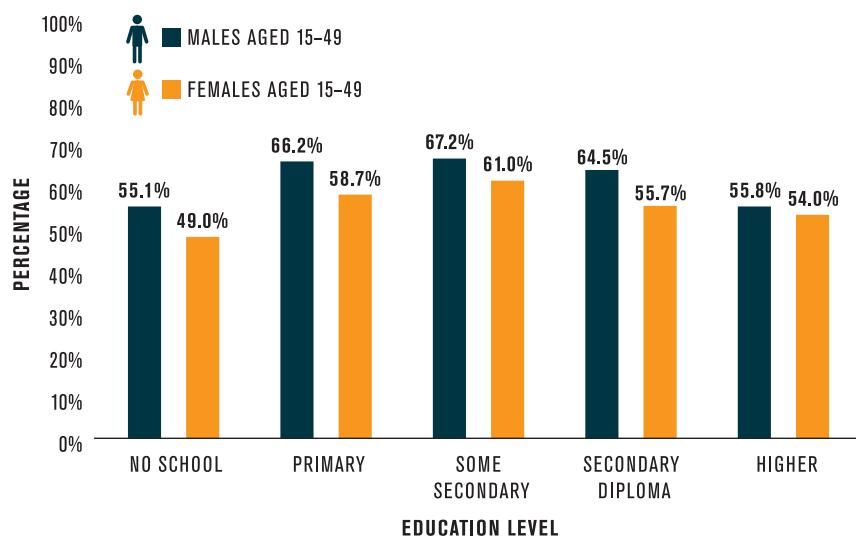


## EQUITY

A lack of available socioeconomic data prevents an analysis on equity, the degree to which condoms are used across socioeconomic strata over time. We were, however, able to use proxy data from the 2005 SABSSM.<sup>12</sup> We used “went without food some time in the previous year” and found no significant difference in condom use among those who went without food some time in the previous year and those who did not. We also used education level as a proxy for socioeconomic status and noted similar results: condom use was not more concentrated among those who received the most education. Better and more recent population-based data are necessary to further analyze market equity. ●



## CONDOM USE BY EDUCATION STATUS



Source: SABSSM 2005<sup>12</sup>

# Challenges and Opportunities

Since 2006, there has been substantial growth in the South African condom market. Although much of this growth is due to the number of free condoms available, the commercial sector has nearly tripled in size and social marketing sales have increased more than three-fold. There are several opportunities for improvement to meet the country's need for male condoms.

Although large-scale HIV prevention efforts have resulted in a decrease in new infections, risky sexual behavior and insufficient levels of condom use continue to drive the HIV epidemic. Rates of condom use have also fallen in recent years. It is essential that condom use increase, especially among those who have casual or multiple partnerships. There is a need for additional behavior change communication to continue emphasizing the importance of consistent condom use.

While the government budget allows for expansion of public sector distribution, funds often go unspent because it is difficult to find a distributor and the procurement processes are lengthy and complicated. Frequent shortages of public sector condoms result in lapses in the availability of free condoms. SFH teams that distribute free condoms often operate far below capacity because of these stock shortages. Although the supply of condoms to health facilities is relatively consistent, distribution to non-medical outlets is often inconsistent and reaches only a small portion of the country. While data on equity in condom use are lacking, these distribution challenges are likely to disproportionately affect the poor and those who live in rural areas.

The value of the total market has increased more than 50% since 2009 and is projected to increase as both market volume and price increase for socially marketed and commercial condoms. The change to a cost recovery model indicates strong progress towards market sustainability. However, more than 80% of the South African market continues to be fully subsidized by the government. Improved targeting and marketing by the public, social marketing, and commercial sectors may help increase willingness to pay for condoms, decrease reliance on free products for those who are able to pay, and allow the public sector to increase efficiency by focusing on the poor.

Due to restrictions on data availability, only one data point (2005) is currently available for analysis of trends in condom use. Although some recent figures were available in reports, this study was limited by a lack of nationally representative survey data. As a result, it was not possible to conduct a more in-depth analysis of condom use among key populations at risk or equity in condom use. Without these data, it is difficult to provide specific recommendations about whom should be targeted or how the market should be adapted to reach those most in need. ●

## GAPS AND BARRIERS

- Condom use remains too low to prevent all new HIV infections and has decreased since 2008
- There are stock shortages for free condoms
- Coordination between public sector entities is limited
- Public sector funds for distribution to non-medical outlets are insufficient
- Reporting systems are inadequate

# Recommendations

Our research yielded the following recommendations for policymakers, donors and other stakeholders. Recommendations come from a TMA perspective and are intended to support the three sectors – public, socially marketed, and private – to work together to grow and sustain South Africa’s condom market.



## INCREASING INFORMED DEMAND

Condom use has decreased across most age groups in the last several years. This trend is alarming and efforts should be made to increase condom use to prevent new HIV infections. Additional condom promotion and behavior change communication is critical, with an emphasis on generic communications that promote the condom category, not just specific brands. Campaigns that target key populations, including youth, are also necessary.



## INCREASING DISTRIBUTION TO NON-MEDICAL OUTLETS:

Public sector condom distribution by NGOs to non-medical outlets is less extensive than distribution to health facilities. Ensuring that condoms, including free condoms, are available in outlets where risky behavior takes place is essential. Increasing condom distribution in bars, especially by taking better advantage of the SAB/Miller public-private partnership, should improve condom availability.



## IMPROVING COORDINATION BETWEEN KEY STAKEHOLDERS

For more effective free condom distribution, better coordination is needed between all stakeholders. Within the public sector, improved coordination between condom suppliers, distributors, and government entities would help prevent stock-outs and increase efficiency. Coordinating bodies should ensure that money is appropriately allocated for distribution and warehousing, especially in the provinces.



## REPORTING

Improved reporting systems are required for forecasting how many condoms are needed on the market. Consistent reporting would facilitate efficient and effective decisions by the South African government, SFH and other stakeholders. A common data repository might be one way for sectors to work together to share information that would benefit the total market. In addition, information on TMA metrics should be collected in national surveys. High quality, accessible survey data are required for informing decisions about the condom market, specifically which groups should be targeted with free condoms or behavior change communication. A lack of accessible and raw data on condom use also makes it difficult to know if marketing strategies are working to inform condom use and market equity. Finally, knowing about condom use for dual protection would improve distribution and ensure that condoms are available in targeted sites for HIV prevention and integrated into family planning programs.



## UTILIZING AND STRENGTHENING PARTNERSHIPS

The public sector has already entered into successful partnerships with several private companies. These partnerships maximize the use of government funds and encourage involvement of community partners. The South African government should make every effort to strengthen existing partnerships with the private sector and form new partnerships to further support the public sector. ●



## Acronym Key

<b>CDC</b>	United States Center for Disease Control and Prevention	<b>SFH</b>	Society for Family Health
<b>COGS</b>	Cost of goods sold	<b>STIs</b>	Sexually Transmitted Infections
<b>FP</b>	Family Planning	<b>TFD</b>	TFD Network Africa
<b>HSRC</b>	Health Sciences Research Council	<b>TMA</b>	Total Market Approach
<b>MOH</b>	Ministry of Health	<b>UN</b>	United Nations
<b>MSM</b>	Men who have sex with men	<b>UNFPA</b>	United Nations Population Fund
<b>NDOH</b>	South African National Department of Health	<b>UoN</b>	Universe of need
<b>NGOs</b>	Non-governmental organizations	<b>USAID</b>	United States Agency for International Development
<b>PSI</b>	Population Services International	<b>USD</b>	United States Dollars
<b>SABCOHA</b>	South African Business Coalition on HIV/AIDS	<b>ZAR</b>	South African Rand
<b>SABSSM</b>	South African National HIV Prevalence, Behaviour and Communication Survey		

# Acknowledgements

We would like to acknowledge those who contributed to this case study, including:

**Dejus Abreu** – Head of Consumer Marketing, PSI/South Africa

**Scott Billy** – Country Representative, SFH/South Africa

**Doug Call** – Regional Director, Southern Africa, PSI

**Collin Chengapar** – Head of Sales, PSI/South Africa

**Thato Chidarikire** – Director, HIV Prevention Strategies, National Department of Health, South Africa

**Jennifer Christian** – Global Social Marketing Advisor, PSI

**Lethu Dlamini** – Public Sector Distribution Manager, SFH/South Africa

**Adebayo Fayoyin** – Regional Communications Advisor for South and East Africa, UNFPA

**Ghairunisa Galeta** – Regional Project Coordinator, PSI/South Africa

**Krishna Jafa** – Vice President, Sexual and Reproductive Health and TB, PSI

**Agai Jones** – Regional Representative, PSI/South Africa

**Ben Light** – Senior Technical Advisor, UNFPA

**Eva Marumo** – Deputy Director, South African National Department of Health

**Brian McKenna** – Deputy Regional Director, Southern Africa, PSI

**Tessa Meyer** – Head of Marketing and Communications, SFH/South Africa

**Miriam Mhazo** – Deputy Country Director, SFH/South Africa

**Regina Moore** – Manager, Communications, PSI

**David Nowitz** – Head of Customer Marketing, PSI/South Africa

**Maria Sese Paul** – Graphic Designer, Streetsense

**Elena Pirondini** – Special Assistant to the Deputy Executive Director, UNFPA

**Tlangelani Shilubane** – National Program Officer, UNFPA, South Africa

**Amy Ratcliffe** – Senior Technical Advisor, Metrics, PSI

**Meghan Reidy** – Technical Advisor, Metrics, PSI

**Guy Rogers** – General Manager, PSI/South Africa

**John Stover** – President, Futures Institute

**Kanyanta Sunkutu** – Programme Specialist, HIV/AIDS, UNFPA

**Noah Taruberekera** – Regional Researcher, Southern Africa, PSI

**Renata Tallarico** – Project Coordinator, UNFPA

**Jagdish Upadhyay** – Chief, Commodity Management, UNFPA

**David Walker** – Director, Global Social Marketing, PSI

**Josiane Yaguibou** – Technical Advisor, Reproductive Health and Commodities Security, UNFPA



MARILYN KEEGAN, COURTESY OF PHOTOSHARE

## REFERENCES

- O'Sullivan G., C. Cisek, J. Barnes, and S. Netzer. May 2007. Moving Toward Sustainability: Transition Strategies for Social Marketing Programs. Bethesda, MD: Private Sector Partnerships-One project, Abt Associates Inc.
- USAID. 2011. Couple Years of Protection (CYP). Retrieved from [http://transition.usaid.gov/our\\_work/global\\_health/pop\\_techareas/cyp.html](http://transition.usaid.gov/our_work/global_health/pop_techareas/cyp.html)
- UNAIDS Investment Framework Study Group. 2013. Risky acts estimates. .
- United Nations Population Division, 2010 Revision.
- Gutmacher Institute 2011. Adding it up: the costs and benefits of investing in family planning and maternal and newborn health. Estimation Methodology.
- Simbayi, L. 2013. *South African National HIV Prevalence, Incidence and Behavior Survey, 2012: Behavioural data and male circumcision*. Oral presentation during Satellite session on the the2012 National HIV Household Survey: Key Findings together with Shisana, O., Rehle, T. and Zuma, K. at the 6th South African AIDS Conference held at the International Convention Centre in Durban, 18-21 June 2013.
- Population Services International. Annual Distribution Reporting Data 2006-2012.
- Nielsen 2013. Commercial condom sales data for 2006, 2007, 2008, 2011, and 2012.
- National Department of Health 2013. National Public Sector Distribution Trends 2003-2012.
- Society of Family Health and PSI/South Africa. 2013. Consumer prices: socially marketed condoms.
- PSI/South Africa 2013. Cost of goods sold estimates.
- Human Sciences Research Council. 2005. South African National HIV Prevalence, Incidence, Behaviour and Communication Survey, 2005. Access granted October, 2012.
- The National Antenatal Sentinel HIV and Syphilis Prevalence Survey, South Africa, 2011, National Department of Health.
- Sex Worker Evaluation and Advocacy Task Force 2013. *Beginning to Build the Picture: South African National Survey of Sex Worker Knowledge, Experiences and Behaviour*.
- Rispel, L.C., Metcalf, C.A., Cloete, A., Reddy, V. & Lombard, C. 2011. HIV prevalence and risk practices among men who have sex with men in two South Africa cities. *Journal of Acquired Immune Deficiency Syndromes*, 57 (1), 69-76.
- South African National AIDS Council and UNAIDS. 2012. Global AIDS Response Progress Report. Retrieved from [http://www.unaids.org/en/dataanalysis/knowyourresponse/countryproggressreports/2012countries/ce\\_ZA\\_Narrative\\_Report.pdf](http://www.unaids.org/en/dataanalysis/knowyourresponse/countryproggressreports/2012countries/ce_ZA_Narrative_Report.pdf)
- UNAIDS. 2012 World AIDS Day Report 2012. Retrieved from [http://www.unaids.org/en/media/unaids/contentassets/documents/epidemiology/2012/gr2012/JC2434\\_WorldAIDSday\\_results\\_en.pdf](http://www.unaids.org/en/media/unaids/contentassets/documents/epidemiology/2012/gr2012/JC2434_WorldAIDSday_results_en.pdf).
- United Nations Population Fund 2012. The State of World Population. Retrieved from [http://www.unfpa.org/webdav/site/global/shared/swp/2012/EN\\_SWOP2012\\_Report.pdf](http://www.unfpa.org/webdav/site/global/shared/swp/2012/EN_SWOP2012_Report.pdf).
- World Bank. (2012). Indicators. Retrieved from [www.data.worldbank.org](http://www.data.worldbank.org).
- Shisana, O., Rehle, T., Simbayi, L.C., Zuma, K., Jooste, S., Pillay-van-Wyk, V., Mbelle, N., Van Zyl, J., Parker, W., Zungu, N.P., Pezi, S. & the SABSSM III Implementation Team 2009. South African national HIV prevalence, incidence, behaviour and communication survey, 2008: A turning tide among teenagers? Cape Town: HSRC Press.
- TheGlobalEconomy.com. 2013. Economy Indicators: Inflation Rates. Retrieved from [www.theglobaleconomy.com](http://www.theglobaleconomy.com).



### UNFPA HEADQUARTERS

605 Third Avenue  
New York, New York 10158  
USA

Telephone: + 1-212-297-5000

Fax: + 1-212-370-0201

Website: [www.unfpa.org](http://www.unfpa.org)



### PSI HEADQUARTERS

1120 19th Street, Suite 600, NW  
Washington, DC 20036  
USA

Telephone: +1-202-785-0072

Fax: +1-202-785-0120

Website: [www.psi.org](http://www.psi.org)



### UNFPA SOUTH AFRICA

351 Francis Baard Street  
Pretoria  
South Africa

Telephone: + 27-12-354-8401

Fax: + 27-12-354-8419

Website: [southafrica.unfpa.org](http://southafrica.unfpa.org)



### SOCIETY FOR FAMILY HEALTH/ PSI SOUTH AFRICA

8 Hillside Road  
2nd Floor, Block B  
Parktown  
Johannesburg 2193  
South Africa

Telephone: + 27-11-484-5320

Fax: + 27-11-484-5802

Website: [www.sfh.co.za](http://www.sfh.co.za)

